














HOW TO USE QR CODES

QR stands for *Quick Response* which refers to the instant information access hidden in these two-dimensional barcodes. You can use your smartphone or tablet to scan and view the resources linked to a QR code.



1. Open your Camera app.
2. Point it at the QR code you would like to scan, centering the entire code in the view of the camera.
3. Hold steady for 2-4 seconds, if the QR code is successfully read a notification will appear.
4. Click the notification to view the linked resources.









If a notification does not appear, check your camera settings as you may need to enable QR scanning and try again. If there is not an option to enable QR scanning, it could be that your device does not support QR scanning and you will need to install a QR reader app.

<p>View All Videos</p>	 <p>Or visit: https://bellevuehealthcare.com/videos</p>		
<p>Collections</p>	 <p>Respiratory</p>	 <p>Beds & Bed Accessories</p>	 <p>Mobility</p>

Respiratory Videos		
	<p>General Tank & Regulator Operations</p>	
Oxygen Concentrators	<p>General Concentrator Set Up (Invacare Platinum Concentrator)</p>	
	<p>Invacare Perfecto Concentrator</p>	
	<p>Invacare Perfecto (español)</p>	
	<p>Respironics EverFlo Concentrator</p>	
	<p>Drive Concentrator</p>	
Portable Oxygen Concentrator	<p>Inogen One G3</p>	
Humid Bottle Set-Up	<p>On an Invacare Platinum</p>	
	<p>On a Respironics EverFlo</p>	

BHC PRODUCT VIDEO GUIDES

Nebulizers	Drive Nebulizer Compressor	
	Large Volume Nebulizer Compressor	
Suction	DeVilbiss Homecare Suction Unit	
Bed & Bed Accessories Videos		
Hospital Beds	Bed Set Up	
	Bed Operation	
	Bed Disassembly	
	Using the Emergency Crank	
Bed Rails	Full Rails Demo	
	Half Rails - Attaching	

	Half Rails - Raise/Lower	
	Half Rails - Removing	
Trapeze	How to Set Up an Over Bed Trapeze	
APP	How to Set Up an Alternating Pressure Pad	
Mobility Videos		
Front-Wheeled Walker (FWW)	Front-Wheeled Walker Operations	
Rollator (4WW)	Rolling Walker Operation	
Manual Wheelchair	Manual Wheelchair Introduction	
Standard (Swing-Away) Footrests	How to Attach and Adjust Swing-Away Footrests	
Elevating Legrests	How to Attach and Adjust Elevating Legrests	